


## FJALËKALIM I HUMBUR - MS OFFICE 365

Për të rikuperuar të dhënat e aksesit në Platformën Online, pasi të vizitoni adresën **teams.microsoft.com**, ndiqni hapat e ilustruar më poshtë:



1

Microsoft

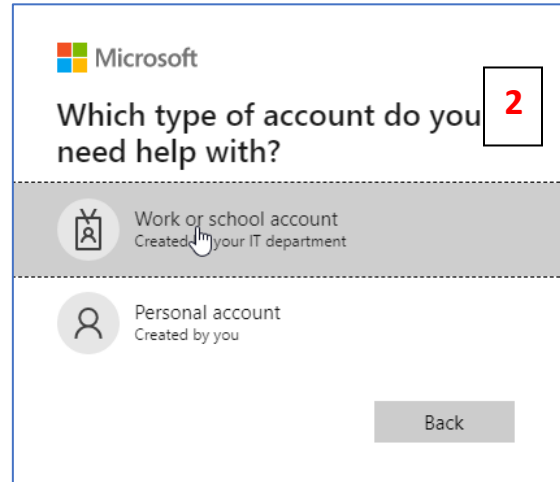
### Sign in

Email, phone, or Skype

No account? [Create one!](#)

[Can't access your account?](#)

Back Next



2

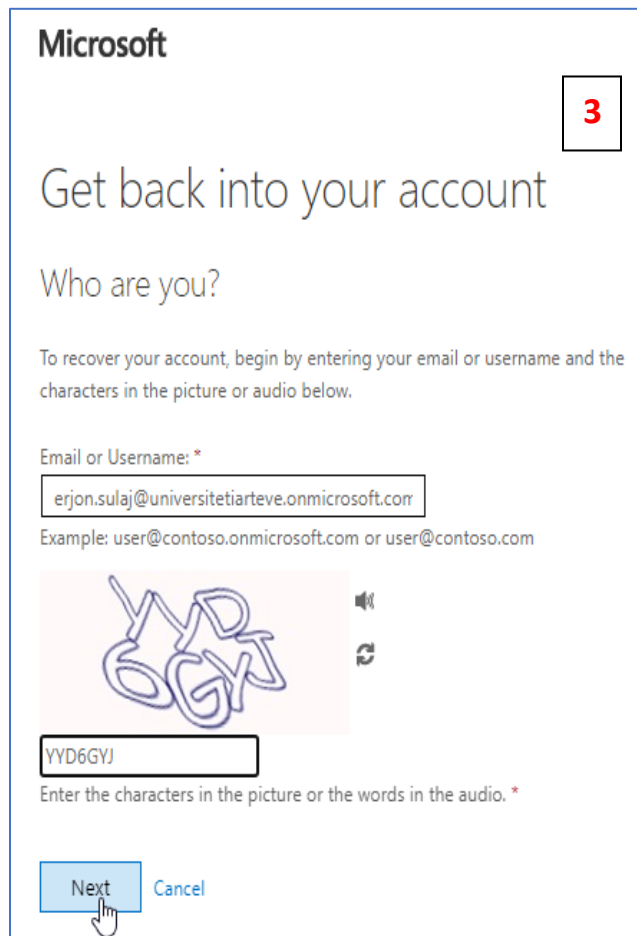
Microsoft

### Which type of account do you need help with?

Work or school account  
Created by your IT department

Personal account  
Created by you

Back



3

Microsoft

### Get back into your account

Who are you?

To recover your account, begin by entering your email or username and the characters in the picture or audio below.

Email or Username: \*

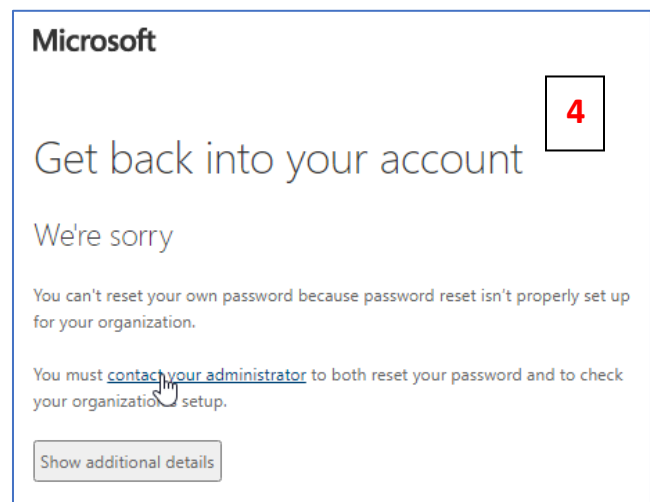
erjon.sulaj@universitetiarteve.onmicrosoft.com

Example: user@contoso.onmicrosoft.com or user@contoso.com

YYD6GVJ

Enter the characters in the picture or the words in the audio. \*

Next Cancel



4

Microsoft

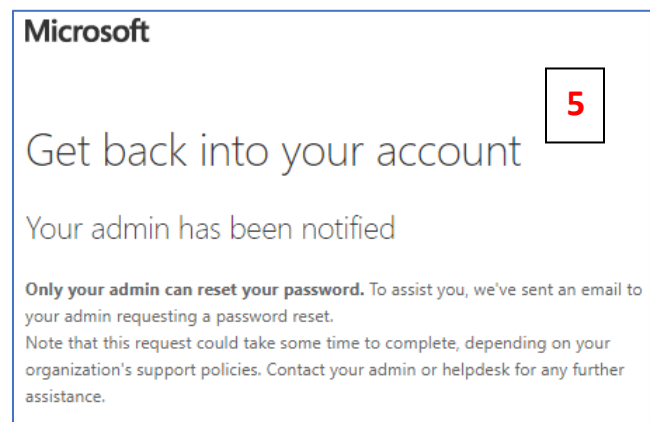
### Get back into your account

We're sorry

You can't reset your own password because password reset isn't properly set up for your organization.

You must [contact your administrator](#) to both reset your password and to check your organization's setup.

Show additional details



5

Microsoft

### Get back into your account

Your admin has been notified

**Only your admin can reset your password.** To assist you, we've sent an email to your admin requesting a password reset.

Note that this request could take some time to complete, depending on your organization's support policies. Contact your admin or helpdesk for any further assistance.

Kredencialet e përditësuara do ju komunikohen tek adresa email **personale**, e dorëzuar pranë Sekretarisë Mësimore gjatë regjistrimit fillestar në Universitet.